





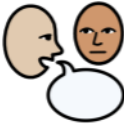



☎ Samuel Allsopp Tel: 01283 247420

✉ SENCO@samuelallsopp.staffs.sch.uk

🌐 [Samuel Allsopp Primary and Nursery School - Home](#)

	<p>This is the SLC Bag of Tricks!</p> <p>These are strategies that children can use if other people do not understand what they are saying. We are training the children to use these strategies in the SLC</p>
	<p>Draw it</p> <p>A great strategy for many of our children! A good plan is to have paper and pencil ready at hand (or a mini whiteboard)</p>
	<p>Sign it</p> <p>This can be Makaton, cues or any kind of gesture that might help!</p>
	<p>What group?</p> <p>Is it a vegetable, animal, place, etc? We also use the word category.</p>
	<p>What sound?</p> <p>What sound does the word start with?</p>
	<p>Can you think of a different way of saying it? Sometimes this helps</p>
	<p>Tell me more</p> <p>Encourage child to give more information - or even show you</p>
	<p>Write it?</p> <p>Works for some children depending on age and stage</p>